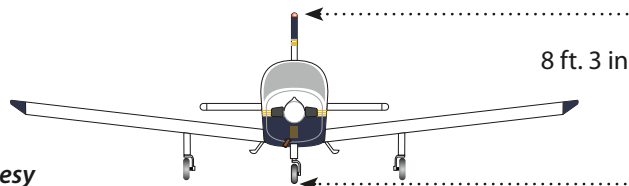
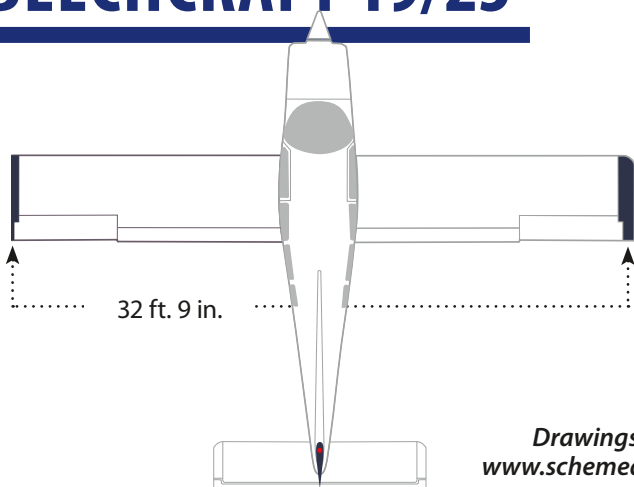


# BEECHCRAFT 19/23

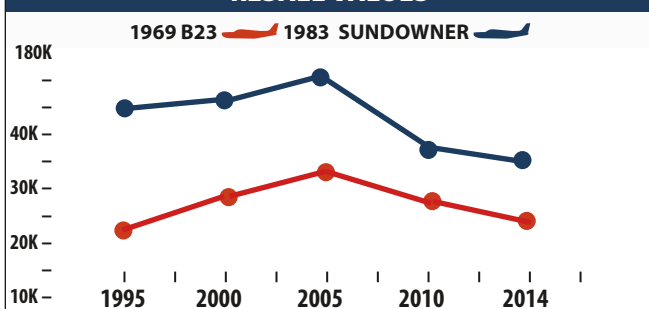


Drawings courtesy [www.schemedesigners.com](http://www.schemedesigners.com)

## SELECT MODEL HISTORY

| MODEL YEAR                | ENGINE                     | TBO  | OVERHAUL | FUEL | USEFUL LOAD | CRUISE   | TYPICAL RETAIL |
|---------------------------|----------------------------|------|----------|------|-------------|----------|----------------|
| 1963 MUSKETEER 23         | LYC. 160-HP O-320-D2B      | 2000 | \$21,000 | 60   | 900 LBS     | 110 KTS  | \$15,000       |
| 1964-1966 A23 II          | CONT. 165-HP IO-346-A      | 1500 | \$21,000 | 52   | 700 LBS     | 114 KTS  | ±\$17,000      |
| 1966-67 A 23-19 SPORT     | LYC. 150-HP 0320-E2C       | 2000 | \$21,000 | 60   | 700 LBS     | 107 KTS  | ±\$16,000      |
| 1966-69 A 23-24 SUPER III | LYC. 200-HP IO-360-A2B6    | 2000 | \$30,000 | 60   | 900 LBS     | 120 KTS  | ±\$20,000      |
| 1966-68 A 23 A III        | CONT. 165-HP IO-346-A      | 1500 | \$21,000 | 60   | 700 LBS     | 114 KTS  | ±\$20,000      |
| 1968-69 SPORT III 19A     | LYC. 150-HP 0320-E2C       | 2000 | \$21,000 | 60   | 700 LBS     | 107 KTS  | ±\$17,000      |
| 1969 M19A                 | LYC. 150-HP 0320-E2C       | 2000 | \$21,000 | 60   | 700 LBS     | 107 KTS  | \$18,000       |
| 1968-71 B, C CUSTOM       | LYC. 180-HP O-360-A2G      | 2000 | \$21,000 | 60   | 900 LBS     | 107 KTS  | ±\$23,000      |
| 1970-74 B 19 SPORT        | LYC. 150-HP 0320-E2C       | 2000 | \$21,000 | 52   | 700 LBS     | 107 KTS  | ±\$20,000      |
| 1972-1976 C23 SUNDOWNER   | LYC. 180-HP O-360-A2G, A4G | 2000 | \$21,000 | 60   | 900 LBS     | 114 KTS  | ±\$29,000      |
| 1977-1983 C23 SUNDOWNER   | LYC. 180-HP O-360-A4K      | 2000 | \$21,000 | 60   | 900 LBS     | 114 KITS | ±\$35,000      |
| 1974-79 B 19 SPORT        | LYC. 150-HP 0320-E2D       | 2000 | \$21,000 | 58   | 700 LBS     | 107 KTS  | ±\$24,000      |

## RESALE VALUES




## SELECT RECENT ADS

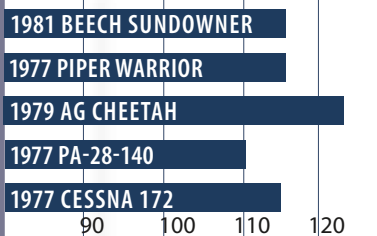
- AD 89-24-09** INSPECTION MOD FOR ROD ENDS
- AD-87-02-08** STABILATOR HINGE FASTENERS
- AD 85-05-02** MODIFY FUEL SELECTOR GUARD
- AD 78-04-01** FLAP CONTROL WELD ASSEMBLY
- AD 77-03-05** MAIN LANDING GEAR INSPECTION

## SELECT MODEL COMPARISONS

### PAYLOAD/FULL FUEL



### CRUISE SPEEDS



### PRICE COMPARISONS

